


DESCRIPTION	TYPES	RSR60					
		D32-A0-48-100-0	D32-A0-48-250-0	D32-A0-48-400-0	D32-A1-48-100-0	D32-A1-48-250-0	D32-A1-48-400-0
<b>INPUT CIRCUIT</b>							
LED indicate		YES			NO		
Control voltage range		4 - 32 VDC					
Control current		30 mA Max.					
Min. turn-off voltage		3.8 VDC					
<b>OUTPUT CIRCUIT</b>							
Max. load current		10 A (rms)	25 A (rms)	40 A (rms)	10 A (rms)	25 A (rms)	40 A (rms)
Nominal load voltage		440 VAC					
Load voltage range		48 - 480 VAC					
Non-repetitive Max. peak voltage		800 VAC					
Non-repetitive Max. peak current		200 A	250 A	400 A	200 A	250 A	400 A
Max. off-state leakage current		2 mA	1 mA	1 mA	2 mA	1 mA	1 mA
Max. on-state voltage drop		1.6 V	1.6 V	1.8 V	1.6 V	1.6 V	1.8 V
Min. load current		70 mA	120 mA	100 mA	70 mA	120 mA	100 mA
Max. off-state slew rate (dv/dt)		700 V/μs	700 V/μs	900 V/μs	700 V/μs	700 V/μs	900 V/μs
Operating frequency range		47 Hz ~ 63 Hz					
<b>GENERAL CHARACTERISTICS</b>							
Zero-on, random-on		Z					
Max. turn-on time (60Hz)		8.3 ms					
Max. turn-off time (60Hz)		8.3 ms					
Insulation resistance		DC 500 V 10 <sup>9</sup> Ω Min. (between input & output, input/output & case)					
Dielectric strenght		3.5K VAC (between input & output)					
Capacitance (input - output)		15 pF Max. (between input & output)					
Operating temperature		-20°C ~ +80°C					
Storage temperature		-40°C ~ +100°C					
Heatsink		1.5°C/W(10A), 0.5°C/W(25A), 0.3°C/W(40A)					

### Features

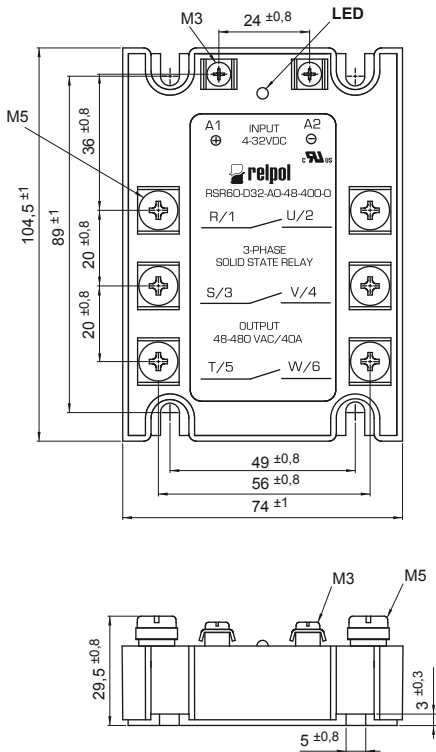
- Optically isolated.
- Output snubber circuit included.
- High surge rating allows lamp and motor load switching.
- No arc.
- Noiseless.
- Low consumption input.
- Zero current switch-off.

### Applications

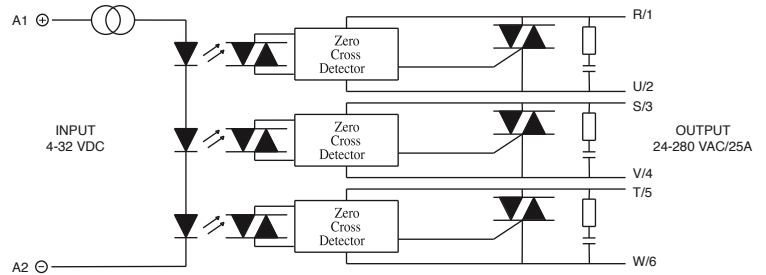
- Household Appliances
- Temperature Control System
- Industrial Automatic Control
- Light System
- Office Appliances
- Factory Appliances



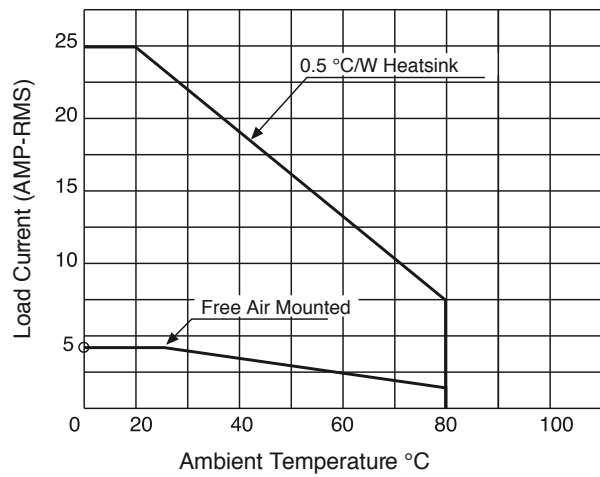
### Dimensions



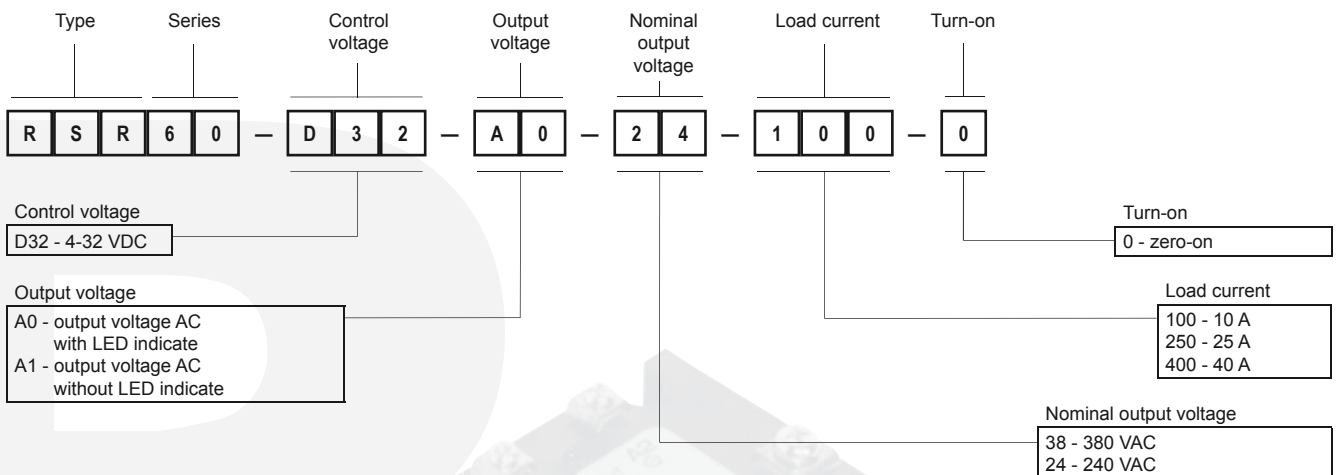
### Equivalent circuit diagram



Temperature derating chart  
25 A(rms) - 240 VAC, 480 VAC



### Part numbering system



### Accessories:

- Heatsinks
- DIN rail adapters

In case of selection accessories to RSR50 and RSR60 please contact with Relpol S.A.  
Contact: marketing@relpol.com.pl